



# FAST FACTS 2025

2025

## NUMBER & TYPE OF COLLEGES<sup>1</sup>



**924** Public  
**36** Tribal  
**64** Independent  
**TOTAL 1,024**



## DEGREES AND CERTIFICATES AWARDED<sup>8</sup>

2022-2023

**800,958** ASSOCIATE DEGREES

**628,838** CERTIFICATES

**22,104** BACCALAUREATE DEGREES

Bachelor's degrees-awarded by 168 public, 22 Tribal and 41 independent colleges.<sup>1,10</sup>

## AGE<sup>6</sup>



<22



22-39



40+

**AVERAGE: 27**  
**MEDIAN: 23**

Avg/median does not include dual-enrolled students

## GENDER<sup>2</sup>



**MEN 43%**



**WOMEN 57%**

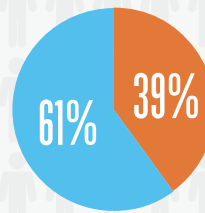
## DEMOGRAPHICS OF STUDENTS ENROLLED FOR CREDIT<sup>2</sup>

HISPANIC .....	28%
BLACK .....	12%
WHITE .....	42%
ASIAN/PACIFIC ISLANDER .....	6%
NATIVE AMERICAN .....	1%
2 OR MORE RACES .....	4%
OTHER/UNKNOWN .....	4%
NONRESIDENT ALIEN .....	2%



FALL 2023

## HEADCOUNT ENROLLMENT



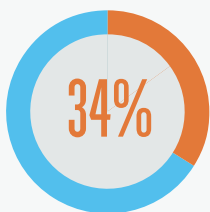
**CREDIT 6.4M<sup>2</sup>**

**NONCREDIT 4.1M<sup>3</sup>**

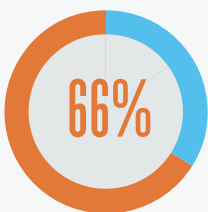
**TOTAL: 10.5M<sup>5</sup>**

Estimated change Fall 2023 - Fall 2024: +3.9%<sup>4</sup>

## CREDIT BY ATTENDANCE<sup>2</sup>



**FULL TIME**  
**2.2M 34%**



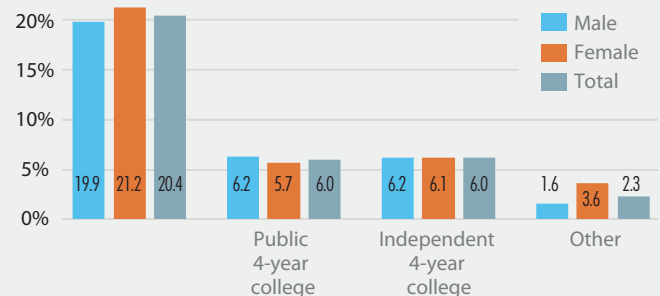
**PART TIME**  
**4.2M 66%**

## OTHER SIGNIFICANT DEMOGRAPHICS<sup>5</sup>

First generation to attend college .....	32%
Single parents .....	13%
Non-U.S. citizens .....	8%
Veterans .....	4%
Students with disabilities ..	23%
Students with prior bachelor's degrees .....	9%

2022-23

## Percent of Full-Year Unduplicated Headcount students that are high school students by gender and type of institution<sup>12</sup>



2024-2025

AVERAGE ANNUAL TUITION & FEES<sup>7</sup>

**\$4,050**

Community Colleges  
(public, in district)

**\$11,610**

4-Year Colleges  
(public, in state)



PUBLIC COMMUNITY COLLEGES WITH ON-CAMPUS HOUSING<sup>10</sup>

2023

MEDIAN EARNING OF FULL-TIME EMPLOYEES BY EDUCATIONAL ATTAINMENT<sup>11</sup>



**\$36,816**

Less than High School Diploma

**\$46,748**

High School

**\$55,016**

Associate Degree

**\$77,636**

Bachelor's Degree

FALL 2023

REPRESENTATION OF COMMUNITY COLLEGE STUDENTS AMONG UNDERGRADUATES<sup>2</sup>



All U.S. undergraduate



First-time freshmen



Native American



Hispanic



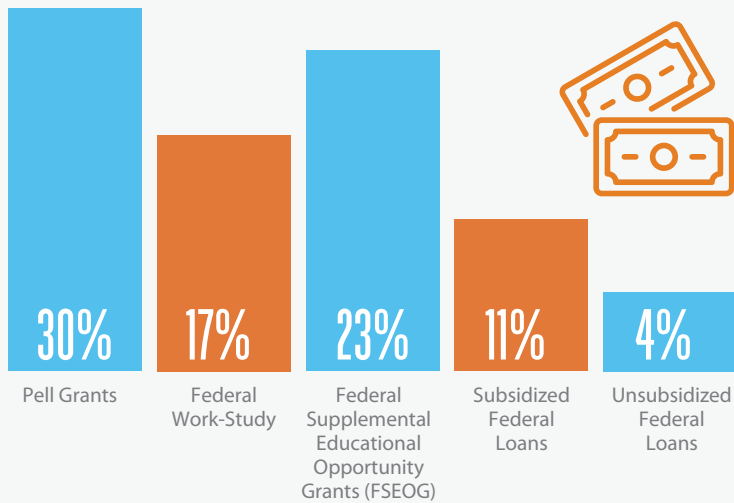
Black



Asian Pacific Islander

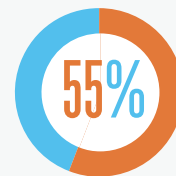
2022-2023

% OF FEDERAL AID RECEIVED BY COMMUNITY COLLEGES<sup>7</sup>

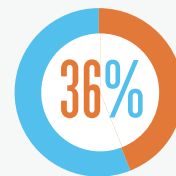


2019-2020

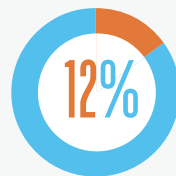
% OF STUDENTS RECEIVING STUDENT FINANCIAL AID<sup>5</sup>



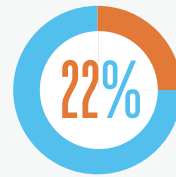
Any aid



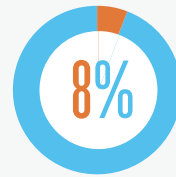
Federal Grants



Federal Loans



State Aid



Institutional



2022-2023

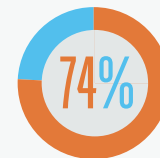
COMMUNITY COLLEGE REVENUES BY SOURCE<sup>9</sup>

Tuition	\$15,217,904,374	20.2%
Federal	\$11,043,120,672	14.7%
State	\$25,909,127,467	34.4%
Local	\$16,889,466,636	22.4%
Other	\$6,273,705,505	8.3%
Total	\$75,333,324,654	100%

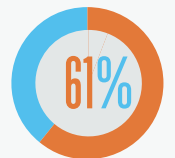


2019-2020

% OF STUDENTS APPLYING FOR AID<sup>5</sup>



Any Aid



Federal Aid

2019-2020

EMPLOYMENT STATUS<sup>5</sup>



43% Full-time Students Employed Full Time

59% Part-time Students Employed Full Time

30% Full-time Students Employed Part Time

23% Part-time Students Employed Part Time



One Dupont Circle, NW, Suite 700  
Washington, DC 20036  
www.aacc.nche.edu

SOURCE:

<sup>1</sup>AACC membership database, January 2025.  
<sup>2</sup>NCES (2025). IPEDS Fall 2023 Enrollment Survey [AACC analysis].  
<sup>3</sup>AACC membership database, 2025 [AACC analysis] & Jacoby, T. The Indispensable Institution: Taking the Measure of Community College Workforce Education, 2021.  
<sup>4</sup>NSC (2024). Estimates provided on NSC (2024) First Look at Fall 2024 Highlights (as of September 26, 2024).  
<sup>5</sup>NCES (2023). 2019-20 National Postsecondary Student Aid Study (NPSAS:20) [AACC analysis].  
<sup>6</sup>NCES (2025). IPEDS Fall 2023 Enrollment by Age Survey [AACC analysis].

<sup>7</sup>College Board. (2024). Trends in College Pricing and Student Aid 2024.  
<sup>8</sup>NCES (2023). IPEDS 2022 IPEDS Completions Survey [AACC analysis].  
<sup>9</sup>NCES (2025). IPEDS 2022-23 Finance Survey Files [AACC analysis].  
<sup>10</sup>NCES (2024). IPEDS 2023 Institutional Characteristics Survey File [AACC analysis].  
<sup>11</sup>Bureau of Labor Statistics (2024). "Education pays, 2023." Career Outlook, U.S. Bureau of Labor Statistics, April 2024.  
<sup>12</sup>NCES (2024) IPEDS Full-Year 2022-23 Enrollment Survey [AACC analysis].