

Demonstration

2019 ATE Principal Investigator's Conference, October 23 – 25, 2019
Omni Shoreham Hotel, Washington D.C.

Hanna L. Ford, Center For Advanced Spatial Technologies, University of Arkansas

OPENGATE Box

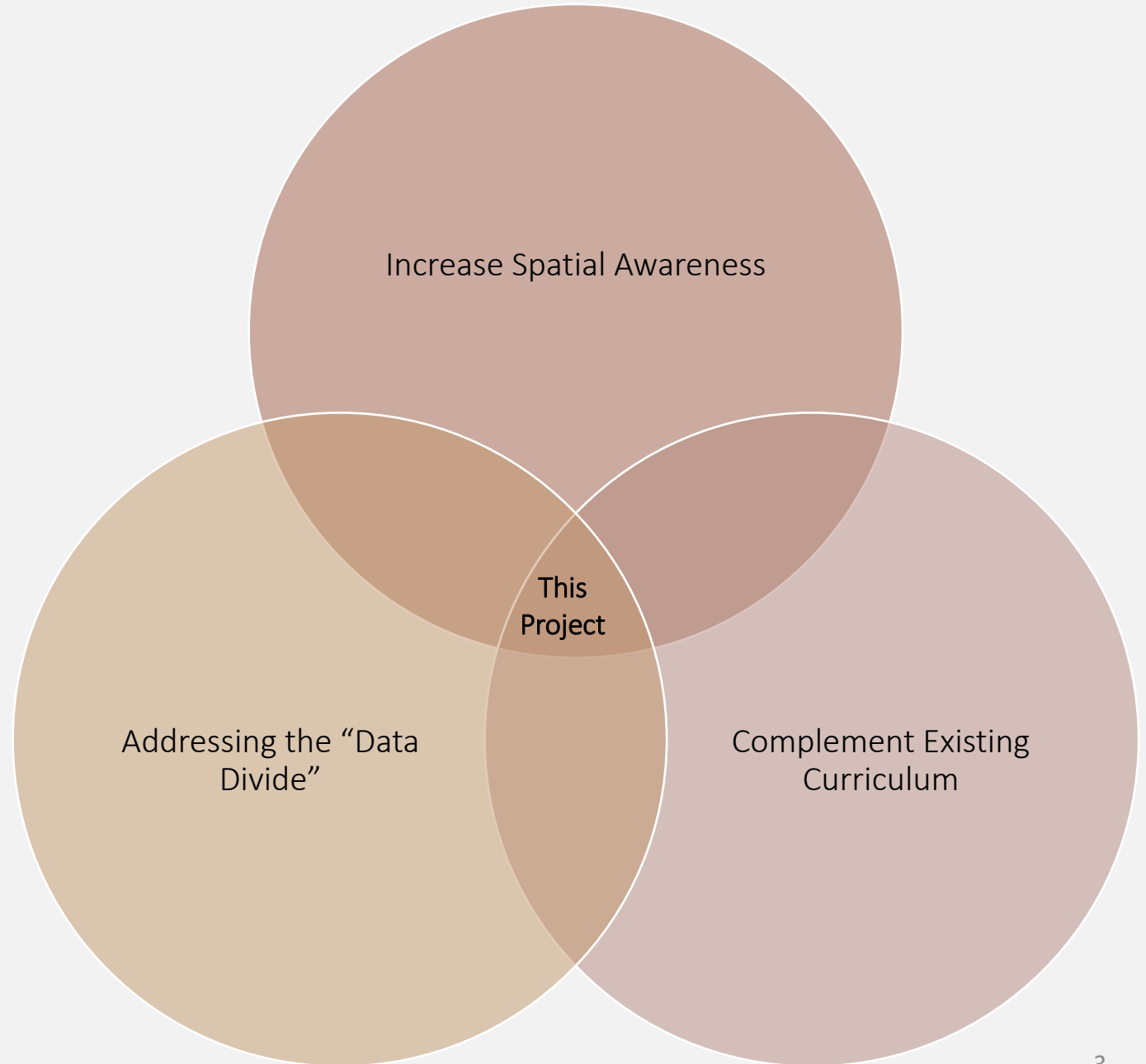


OPENGATE

opengate.cast.uark.edu

Project Goals

- Add geospatial lesson plans and activities to existing lesson plans in a broad range of courses and disciplines.
- Generate curiosity about how spatial data is generated and maintained, and how those data are used in day-to-day life and in a variety of occupations.



1

Professional
Development for K12
Educators

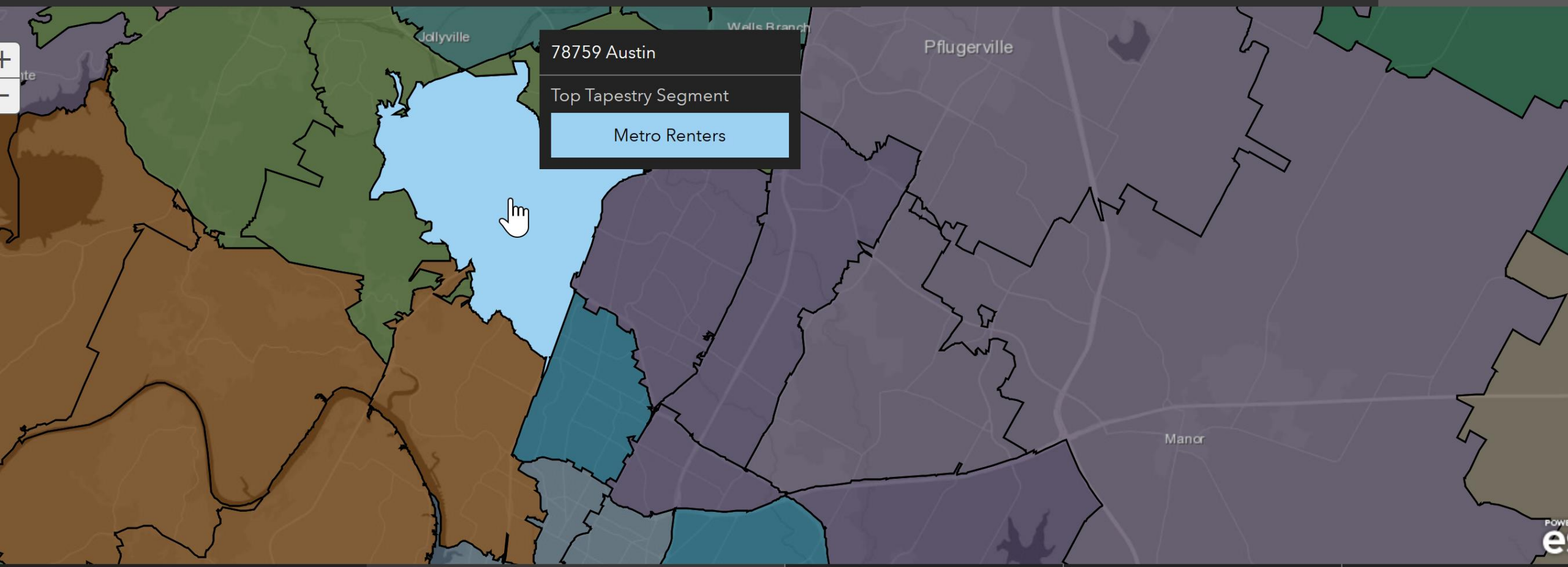
2

Faculty Development
for Community
College Faculty,
Instructors, and Staff

3

Student Workshops
and Opportunities
for Involvement

Engaging the Audience



Tapestry

3.4% Metro Renters

1.2% Emerald City

0.7% Professional Pride

Explore Tapestry Segmentation Data by ZIP Codes

Segment Description

Young, mobile, and educated, we live alone or with a roommate in rented apartments or condos in urban cores. Long hours and hard work do not deter us. Our time goes to

[Read more](#)

Median Income

\$74,807

ZIP

County

State

Population Density

3,240.8

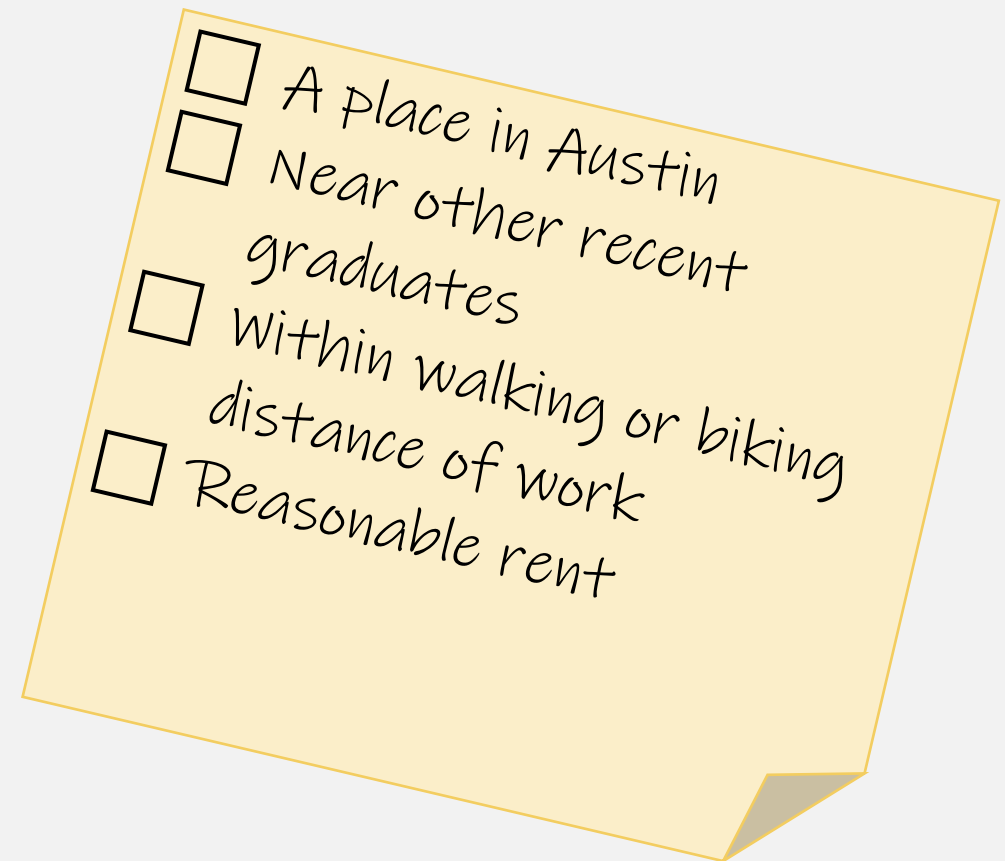
ZIP

County

State

Help a college graduate move to Austin

A recent college graduate from DeQueen, Arkansas has landed a job at a high-tech company in Austin, Texas. She knows little about the Austin area, but wants to be within walking or biking distance of work. She also wants to live among fellow graduates and avoid high rent so she can pay down her college loans. Since her employer is located in ZIP Code 78753, she'll start there to find nearby apartments.



15 minutes ⋮

Community College

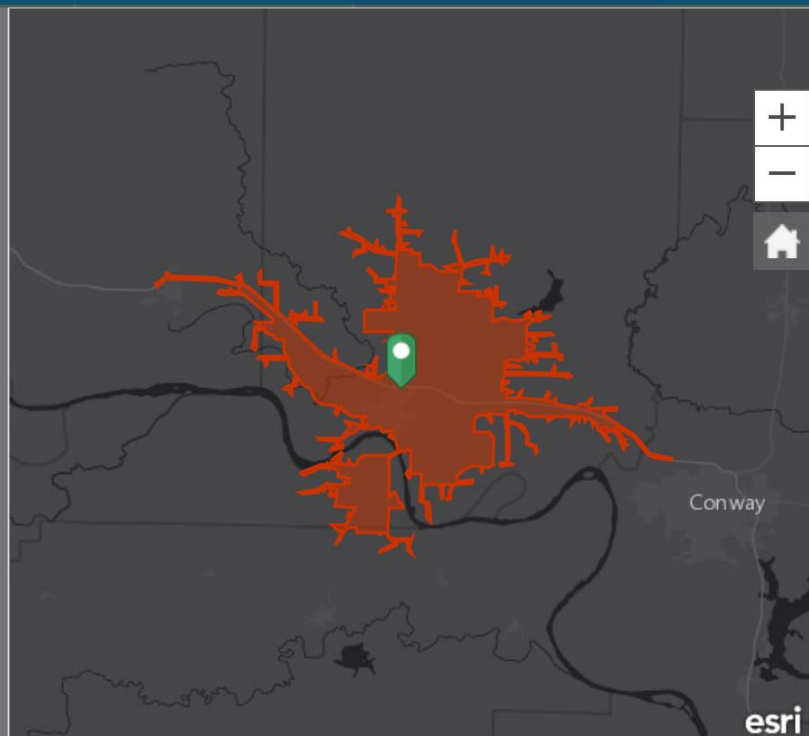
Run Reports

Comparison Reports

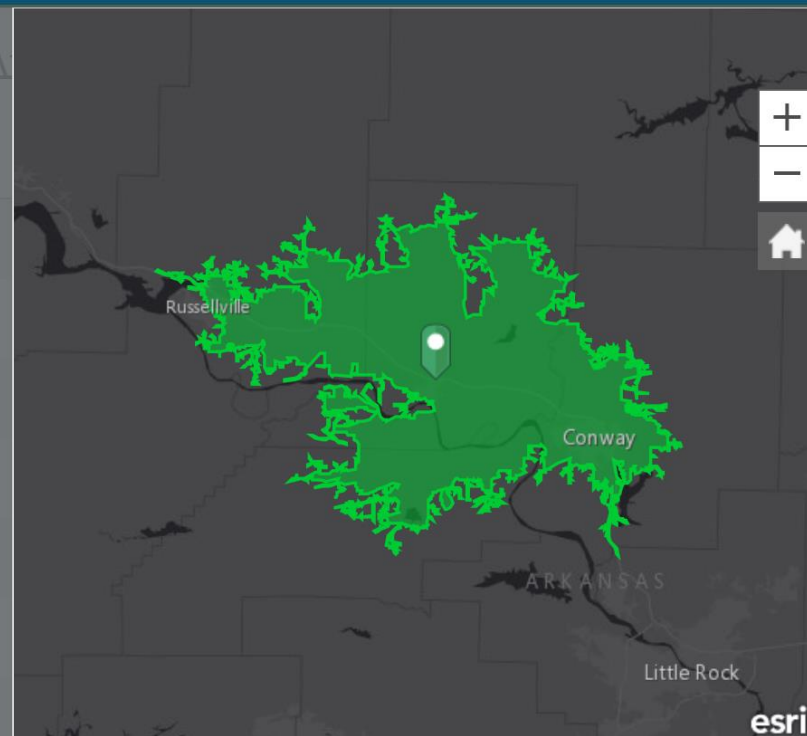
Bulk Reports

30 minutes ⋮

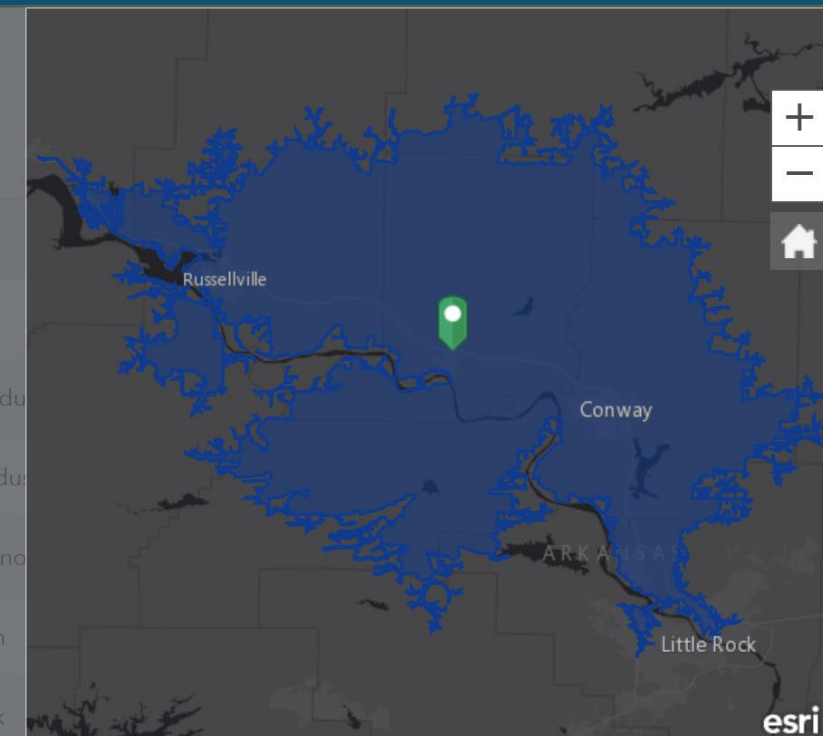
45 minutes ⋮



EDUCATION



EDUCATION



EDUCATION

12%

No High School Diploma

42%
High School Graduate27%
Some College19%
Bachelor's/Grad Degree

INCOME

10%

No High School Diploma

30%
High School Graduate29%
Some College31%
Bachelor's/Grad Degree

INCOME

10%

No High School Diploma

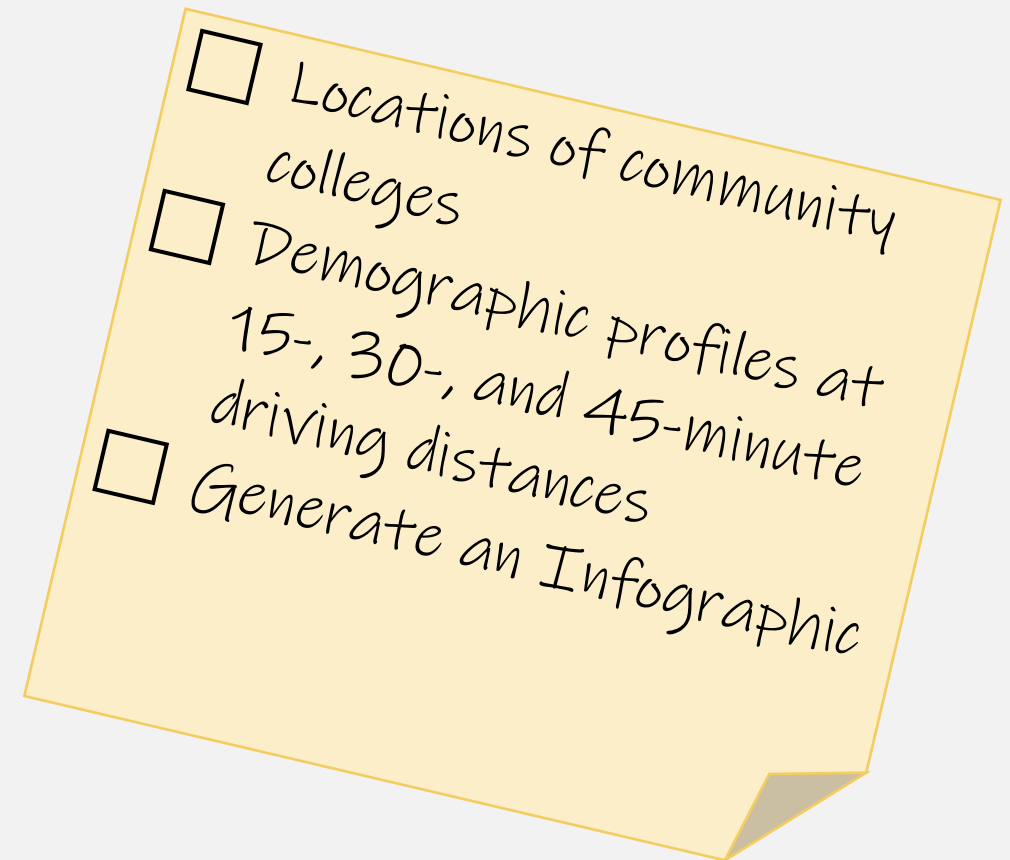
31%
High School Graduate

INCOME

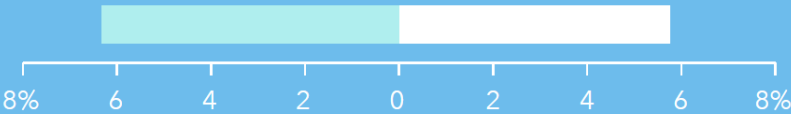
Learn More About your Service Area: An Introduction to Community Analyst

Learn more about your service area

A group of researchers are preparing a proposal to collaborate with community colleges in the University of Arkansas System to promote the integration of data science throughout existing curricula. To better understand the demographics in each area the researchers want to generate a demographic profile at 15-, 30-, and 45-minute driving distances for each community college campus. These data will help the researchers better understand the similarities and differences of the community college service areas. Special considerations: two of the area community colleges are multi-campus; one community college is in a metropolitan area while the others are in rural areas.



15 minutes ⋮



The largest group:
2019 Female
Population Age 55-59
(Esri)

The smallest group:
2019 Male Population
Age 85+ (Esri)



\$1,329

Travel



\$32

Theatre/Operas/Concerts



\$45

Movies/Museums/ Parks



\$36

Sports Events



\$3

Online Games



\$69

Audio

12,178

Population

41.5

Median Age

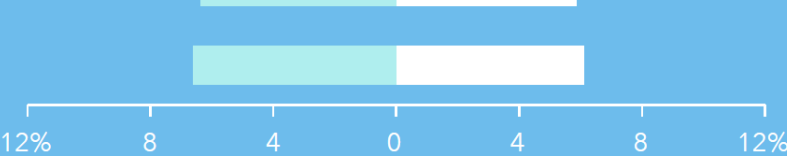
2.4

Average
Household Size

\$39,578

Median Household
Income

30 minutes ⋮



The largest group:
2019 Male Population
Age 20-24 (Esri)

The smallest group:
2019 Male Population
Age 85+ (Esri)



\$1,586

Travel



\$48

Theatre/Operas/Concerts



\$64

Movies/Museums/ Parks



\$44

Sports Events



\$4

Online Games



\$77

Audio

131,041

Population

32.8

Median Age

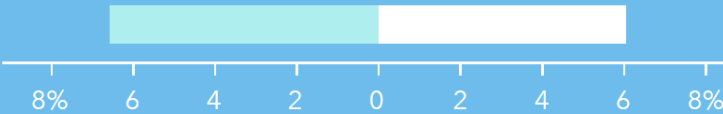
2.5

Average
Household Size

\$45,536

Median Household
Income

45 minutes ⋮



The largest group:
2019 Female
Population Age 20-24
(Esri)

The smallest group:
2019 Male Population
Age 85+ (Esri)



\$1,701

Travel



\$52

Theatre/Operas/Concerts



\$66

Movies/Museums/ Parks



\$48

Sports Events



\$4

Online Games



\$81

Audio

269,575

Population

35.7

Median Age

2.5

Average
Household Size

\$49,614

Median Household
Income

OPENGATE

opengate.cast.uark.edu

